


Invest in
Fidelity's highly rated
mutual funds.

Call 1-800-FIDELITY
to request a guide to
Fidelity mutual funds



100 Summer Street, Boston, MA 02110

Presorted
Standard
U.S. Postage
PAID
Fidelity
Investments



TAKING THE LONG VIEW —
the only way to look at the market.

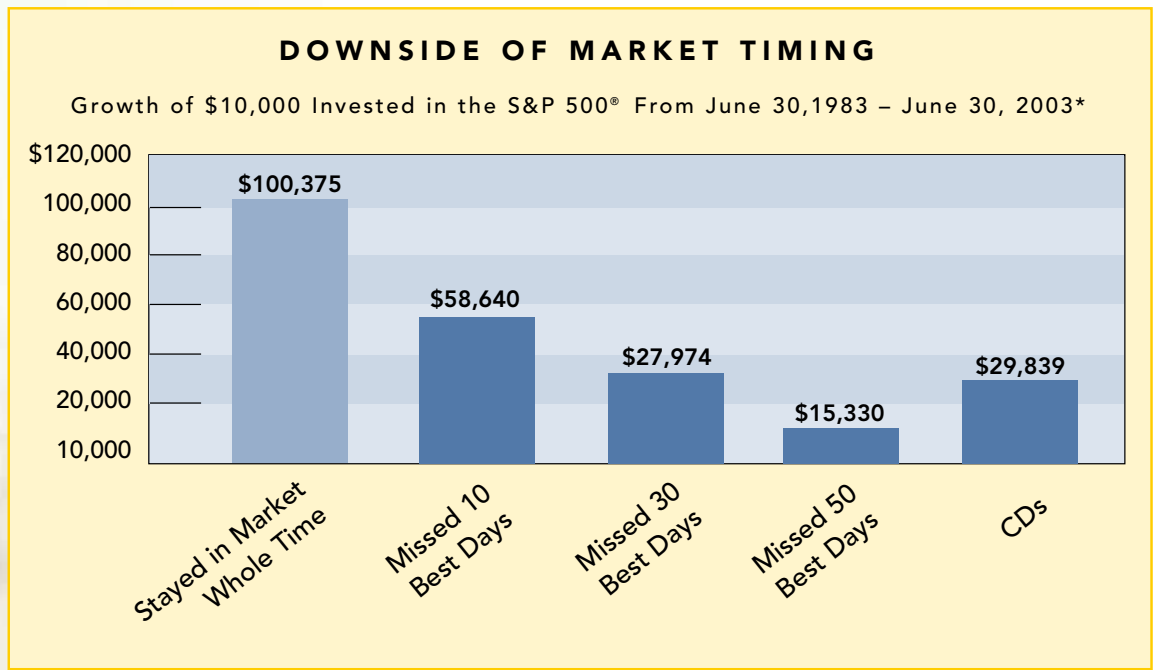
FIDELITY MUTUAL FUNDS

LONG-TERM INVESTING PREVAILS OVER MARKET TIMING.

\$100,375. Hypothetically, that's what \$10,000 invested 20 years ago in the S&P 500® would be worth today had you stayed in the market the whole time (see the chart to the right). Now let's say you'd made the same investment, but had missed the ten best days of the stock market. You'd have \$41,735 less. The point?

Market timing is not a winning strategy. While there's no guarantee of future performance, history has demonstrated that it makes sense to be in the market. We can help.

Call 1-800-FIDELITY.



Start investing for the long term with these solid performers.

EQUITY FUNDS

Fidelity Diversified International Fund
Seeks capital growth

	YTD	1 YR	5 YR as of 6/30/03	10 YR/LOF
Fidelity Diversified International Fund	19.93	-0.87	3.76	9.89

Fidelity Dividend Growth
Seeks capital appreciation

Fidelity Dividend Growth	11.41	4.33	3.23	14.45
--------------------------	-------	------	------	-------


Fidelity Small Cap Stock
Seeks capital appreciation.
Now available no load

Fidelity Small Cap Stock	29.99	-2.85	-1.09	7.03
--------------------------	-------	-------	-------	------

BOND FUNDS

Fidelity Strategic Income Fund
Seeks a high level of current income

Fidelity Strategic Income Fund	11.77	20.76	7.82	7.36
--------------------------------	-------	-------	------	------



Call 1-800-FIDELITY to purchase Fidelity mutual funds or to receive a copy of our mutual fund guide.

*Growth of \$10,000 in common stocks, represented by the S&P 500®, and in a bank CD, represented by three-month Treasury bills from 6/30/83-6/30/03. Past performance is no guarantee of future results. You cannot invest directly in an index. Stock values are more volatile than those of securities. Most CDs offer a fixed rate of return and guaranteed payment of principal if held to maturity. Source: Web PV 7/703, Performance Data and Policy Department. Although rankings are risk-adjusted, for a complete discussion of each fund's risk, please consult the fund's prospectus. For more complete information on any fund available through Fidelity, including charges and other expenses applicable to continued investments, call for a free prospectus. Please read it carefully before you invest or send money. TDD Service 1.800.544.0118 for the deaf or hearing impaired 9 a.m.-9 p.m., ET. Fidelity Brokerage Services LLC, Member NYSE, SIPC

